



REHME CUSTOM DOORS & WINDOWS




**SUPERIOR QUALITY
STEEL DOORS &
WINDOWS**


**CUSTOM FABRICATION
ORIGINAL DESIGN**



AT REHME CUSTOM IRON WORK,
WE WORK DIRECTLY WITH YOUR ARCHITECT OR
DESIGNER TO PRODUCE A CUSTOM DOOR OR WINDOW
FOR YOUR SPECIFIC SITE LOCATION.

OUR STEEL ASSEMBLIES ARE ALL ONE OF A KIND,
AND HAND MADE FOR YOUR CUSTOM HOME OR
COMMERCIAL APPLICATION.

- ↪ CUSTOM DESIGNED TO YOUR ROUGH OPENING
- ↪ THRESHOLD INCLUDED
- ↪ IN SWING, OUT SWING, INTERIOR, EXTERIOR
- ↪ GLASS PREPARATIONS FOR SINGLE PANE LOW E GLASS
OR INSULATED GLASS
- ↪ PREPARATION FOR PUTTY GLAZE APPLICATION OR
REMOVABLE STEEL STOPS
- ↪ MACHINING PREPARATIONS FOR YOUR SPECIFIC
HARDWARE SELECTIONS
- ↪ HIGH QUALITY PRIMER AND PAINT
- ↪ DELIVERY TO JOB SITE INCLUDED
- ↪ MINIMAL SIGHT LINES
- ↪ FRENCH DOORS, SINGLE HUNG DOORS, SLIDING BARN
DOORS, STATIONARY WINDOWS, CASEMENT WINDOWS
- ↪ NAILING FLANGE MOUNTING, OR THROUGH JAMB
MOUNTING









REHME CUSTOM IRON WORK, INC.

3914 CRAWFORD ROAD
SPICEWOOD, TEXAS 78669

PETER REHME

Mobile 512.971.5356

Office 512.916.0511

Fax 512.916.8985

PETER@REHMECUSTOMIRONWORK.COM
WWW.REHMECUSTOMIRONWORK.COM

